

FluoroSeal Inc.

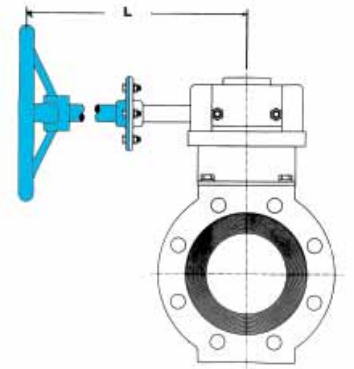
Specialty Valves



ACCESSORIES

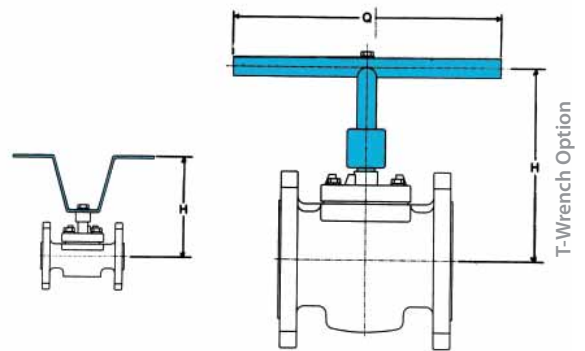
HANDWHEEL EXTENSION — GEAR OPERATOR

Custom extension to fit your particular space requirements. Please specify the length (L) needed. Support may be required depending on the length of the extension. (To be supplied by the customer.)



T-WRENCH AND EXTENSION OPTION

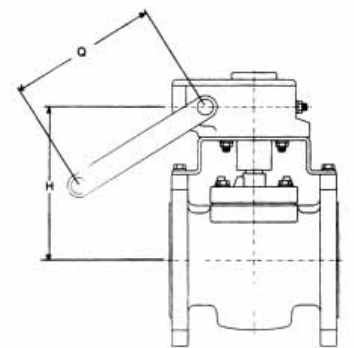
If longer "H" dimension, please specify.



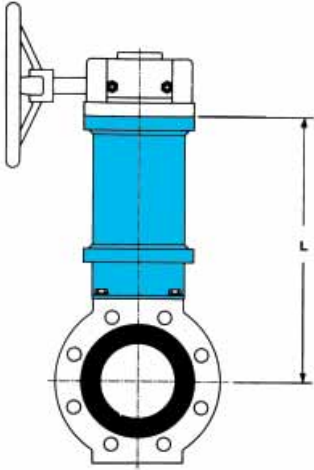
VALVE SIZE	1/2" (DN 15)		3/4" (DN 20)		1" (DN 25)		1 1/2" (DN 40)		2" (DN 50)		3" (DN 80)		4" (DN 100)	
	in	mm	in	mm	in	mm	in	mm	in	mm	in	mm	in	mm
Q	12.00	304.80	12.00	304.80	12.00	304.80	16.00	406.40	24.00	609.60	24.00	609.60	36.00	914.40
H	6.00	152.40	6.00	152.40	7.00	177.80	8.00	203.20	8.00	203.20	9.00	228.60	10.00	254.00

CRANK HANDLE

VALVE SIZE	4" EG (DN 100)		6" EG (DN 150)		8" EG		10" EG		12" EG	
	in	mm	in	mm	in	mm	in	mm	in	mm
Q	7.25	184.15	7.25	184.15	9.75	247.65	9.75	247.65	13.75	349.25
H	10.75	273.05	11.50	292.10	13.00	330.20	15.50	393.70	17.25	438.15

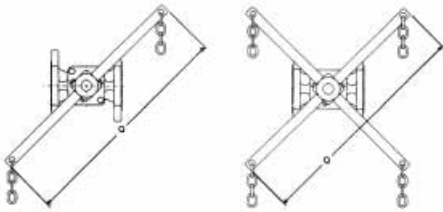


PLUG-ANSI-DIN-R002-2009



STEM EXTENSION — GEAR OPERATOR

Stem extensions are used for remote operation of the valve. Actuators can be attached to the top of the extension. Specify the length (L) of the extension required and the figure number of the valve it is to be attached to.



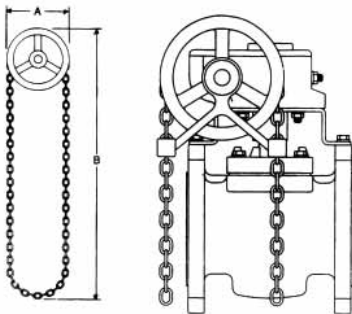
CHAIN WRENCH

Specify the chain length required and whether the valve will be installed in a horizontal or vertical line. To calculate chain length:

- 90° rotation: 1. Double required drop
 2. Multiply Q by 0.5
 3. 1+2 = required chain length
- 180° rotation: Double calculation for 90°

VALVE SIZE	1/2" (DN 15)		3/4" (DN 20)		1" (DN 25)		1 1/2" (DN 40)		2" (DN 50)		3" (DN 80)		4" (DN 100)	
	in	mm	in	mm	in	mm	in	mm	in	mm	in	mm	in	mm
Q	13.00	330.20	13.00	330.20	16.00	406.40	24.00	406.40	36.00	914.40	36.00	914.40	60.00	1524.00

PLUG-ANSI-DIN-R002-2009



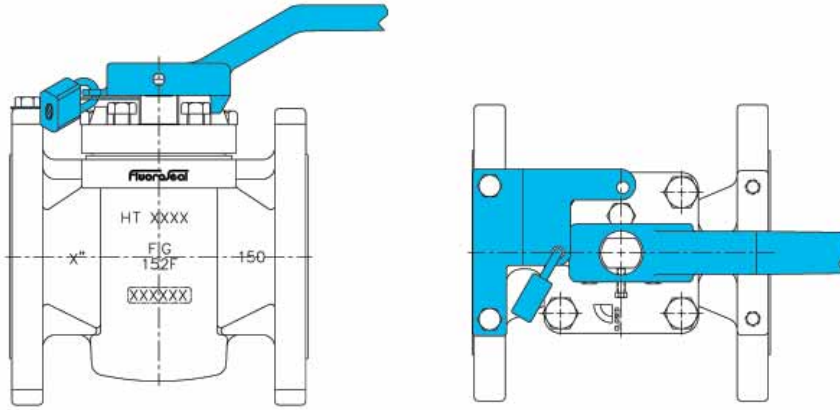
CHAIN WHEEL

Specify the chain length required and whether the valve will be installed in a horizontal or vertical line. To calculate chain length:

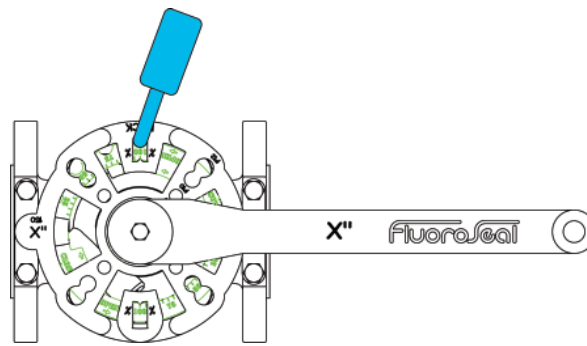
1. Double required drop B
 2. Multiply chain wheel diameter A by 2.6
 3. 1+2 = required chain length

WRENCH OPERATOR LOCKING DEVICE

Pad lock is not supplied.



Locking Device on Regular Cover



Locking Device on EZ-SEAL®

GEAR OPERATOR LOCKING DEVICE

Pad lock is not supplied.

